

LinkXPe

The robust digital video link from Link Research



LinkXPe Applications

- Lowest end-to-end signal delay of just 40ms
- Diversity reception for the most robust service
- Instant receiver recovery without blank screens
- Digital COFDM, MPEG 4:2:0 system
- International- All standards supported
- Microphone and line audio inputs

The LinkXPe system provides a simple, reliable digital link for video, sound and data. Link's COFDM digital technology, with error correction, provides a clear picture without the ghosting and break-up associated with analogue systems. The LinkXPe thrives in conditions with multiple reflections plus non line of sight situations.

The LinkXPe is especially suited to small cameras outputting a composite video signal. The input quality will be maintained providing superb picture quality at the receiver output.

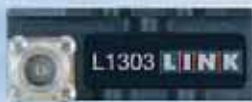
The LinkXPe comes from the same stable as the LinkXP professional broadcast wireless camera, the system of choice for broadcast users throughout the world.

The LinkXP range has the unique advantage of ultra low delay avoiding the problems associated with live events. The diversity reception not only provides the most robust signal recovery but also allows for seamless coverage over linked areas, e.g. around a race circuit.

LinkXPe Applications

- On-board cameras:- Rally cars, off road vehicles and helicopters
- Film-assist:- where the output of a film camera may be viewed remotely
- Crowd camera:- Attached to a video camera, small enough to mingle with the crowd
- Indoor use:- Used with a small camera to explore those tight corners

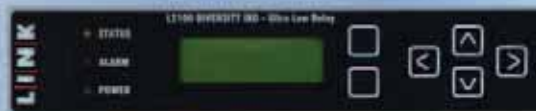




LinkXPe top view
RF Connector



LinkXPe bottom view with
heatsink attached
input & D.C. connectors



The L2102A LinkXPe diversity receiver.



The L3070 downconverter with
excellent RF performance as
used with the LinkXP full
broadcast systems.

L130X Transmitter Specification

Inputs

Composite Video: BNC connector

Control and data dual RS232: 6 pin Lemo connector

Audio 1 stereo pair: 5 pin Lemo connector, switchable mic/line level

Outputs:

COFDM, 8MHz bandwidth: N connector

Frequency range: L1303 1.95-2.7 GHz or L1305 3.4-3.58 GHz

RF power: 100 mW

Input power: 11.5-18V at 10W dissipation

Temperature range: (heatsink attached) 0-55 deg C

Dimensions: 67mm x 190mm (including connectors) x 26mm (51mm with heatsink)

Weight: 0.35 kg (0.66 kg with heatsink)

L2102A receiver

Inputs COFDM

70-860 MHz: BNC connector x2

Outputs Composite Video: BNC connector

Audio stereo balanced pair: 5 pin XLR

Data and control ports, RS232: D-type 9 pin

Power input A.C.: 100-240V, consumption 40W

Temperature range: 0-40deg C

Dimensions: 210mm x 250mm x 44mm

Weight: 1.5 kg

L3070 downconverter

Inputs: 1.95-2.7GHz

Output: 110-860MHz

Noise figure: 3dB

Phase noise: <-65dBc/Hz

Power supplied from receiver: 12.5-22 V.D.C dissipation 2.5W

Temperature range: -10 to +55deg C

Dimensions: 240mm x 70mm x 55mm

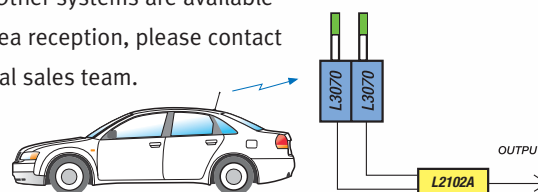
Weight: 0.8 kg

L3050 Downconverter for 3GHz

The L1303 LinkXPe transmitter is supplied with a detachable heat sink. With heatsink attached the unit will operate in the harshest environments and will stay cool. Where space is restricted or where there is limited weight allowance the unit may be attached to a suitable bulkhead to dissipate heat in place of the heatsink. LinkXPe is configured using the Link Configurator PC software on RS232 serial link

L1952 System Diagram

The basic system shown is ideal for point to point coverage with diversity reception. Other systems are available for multi area reception, please contact our technical sales team.



rentEvent
veranstaltungsproduktion gmbh

Gneisenaustraße 66
10961 Berlin
Tel. + 49 (30) 473 759-60
Tel. + 49 (30) 473 759-77
www.rentevent.net

Link Research Ltd.
Century House
2 Century Court, Tolpits Lane,
Watford, Herts. WD18 9RS
United Kingdom

T: +44 (0)1923 474060
F: +44 (0)1923 474093
sales@linkres.co.uk
www.linkres.co.uk